

## Disposal



At the end of the MyionZ Pro lifetime, we recommend not to dispose of the appliance as ordinary waste, but to leave it with personnel qualified to collect such material. In this way, it will be properly disposed of and recycled. This is a valuable aid for safeguarding our environment!

## Warranty

This device can only be used for the purposes it has been designed for. The manufacturer cannot be held responsible for any damage deriving from improper, incorrect, or unreasonable use.

The warranty period will not be extended by the replacement of the appliance. The warranty will expire **24 months from the date of purchase**. The date of purchase is the date shown on the invoice. Evidence of original purchase is required for warranty services, so it is important to keep your sales receipt.

The warranty is only valid if:

- the device shows material or manufacturing defects; and
- there are no signs of breaking by the customer or the presence of non-original parts.

The warranty does not include:


- defects caused by improper handling or insufficient maintenance and care of the appliance
- damages caused by transport, inadequate use, negligence and/or incorrect use
- damages caused by accidents such as fire, water or other external influences; and
- defects due to non-compliance with the applicable safety precautions and data stated on the type plate.

This guarantee does not affect the consumer's statutory rights under applicable national legislation in force, nor the customer's rights against the retailer arising from the sales/purchase agreement.

In the absence of applicable national legislation, this guarantee will be consumer's sole and exclusive legal remedy, and the manufacturer shall not be liable for any incidental or consequential damages for breach of any express or implied guarantee of this product. The liability of manufacturer is limited to and shall not exceed the purchase price of the product actually paid by the consumer.



SHOP ONLINE NOW



[www.zepter.com](http://www.zepter.com)

# MyionZ PRO



## INSTRUCTION FOR USE

### MyionZ Pro, ION-03

MyionZ Pro is the second generation of portable personal air purifier. MyionZ Pro uses advanced ionisation technology to protect you from super-small, atomic-sized particles, such as bacteria, mould and viruses which are often the most hazardous to your health. A constant stream of more than **20 mil/cm<sup>3</sup>** of healthy negative ions emitted by MyionZ Pro, the **larger effective area** (up to 50 cm from emitter) and more than **36 hours of constant use** provides you with endless protection during the day. MyionZ Pro causes pollutants in the air to become negatively charged, forcing these pollutants from your personal space and creating clean and healthy air to breathe everywhere you go.

## WARNING

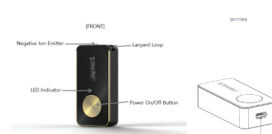
All the safety and operating instructions should be carefully read before using MyionZ Pro and followed.

- Do not immerse the unit in liquids or allow liquids to enter the unit.
- Do not use while bathing or in a shower.
- Do not place or store the unit where it can fall or be pulled into a tub or sink.
- The unit should be kept away from heat sources such as direct sunlight, radiators, heat registers, stoves, or other heat-producing appliances.
- Do not allow children to play with any plastic bag that may accompany this unit or with MyionZ Pro's lanyard as these may present a choking hazard.
- This appliance may be used by children as long as they are at least 8 years old, they are properly supervised and have received instructions as to the safe use of the appliance.
- Never operate this unit if it is not working properly, if it has been dropped or damaged or dropped into water.
- Do not attempt to disassemble or modify the product.
- Do not operate where aerosol units are being used or where oxygen is being administered. Do not operate this unit in oxygen rich environments.
- Do not use the unit in locations with high temperature (over 50°C), keep it away from gas-powered stoves and ovens, and do not operate this unit in areas where flammable or combustible units or vapours may be present.
- Do not operate under a blanket or pillow.
- Do not touch ion carbon brush when it is working. Touching the carbon brush can contaminate the surface and reduce the negative ion generation.
- Do not block the negative ion outlet.
- Do not store MyionZ Pro in its storage box when the power is on.

## HEALTH PRECAUTIONS

Pacemaker patients, children under 8 years of age and people having a history of respiratory problems, mentally ill or patients with heart or lung disease should consult a physician prior to using this product.

## Product Description



## Packaging Contents



- 1) Main device MyionZ Pro
- 2) USB charging cable
- 3) Necklace
- 4) Instruction for Use

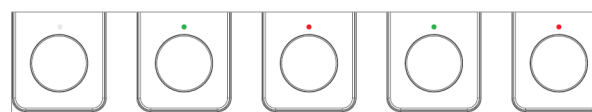
## Instruction for Use

1. Before first use, charge the product fully, as the battery may be empty.
2. Turn on MyionZ Pro by pressing the power on/off button for 0.5 seconds. A steady stream of negative ions will be emitted from the negative ion emitter thereby creating a zone of clean, healthier air within your breathing area. LED indicator light blinks green when it is operating.
3. Press the power on/off button for 0.5 seconds again to turn off MyionZ Pro.

## Charging

The red LED light blinks 5 times after switching it on and goes to sleep mode when the battery level is low.

1. Ensure that the device is switched off.
2. Connect the small end of the charging cable into the MyionZ Pro's USB charging port, and connect the larger end into any powered USB port (e.g., computer, wall charger, etc.) The LED indicator light will blink red when it is charging.
3. When it is fully charged, the red LED will turn off and green light will be on. Normal charging time is about 3 hours.



Off mode      Operating Blinking green      Charging Blinking red      Charged Green light on      Low battery 5 times blinking red - sleep mode

## Notes!

- MyionZ Pro can be used during charging, but this will increase the charging time.
- Use charging adaptor up to max 2 A. If a high-speed charger exceeding 2 A is used, it may cause a damage or fire in the charging system.
- If the device is not used for a long time, please charge it at least once every three months.

## Cleaning

Clean the device regularly to keep its designed performances.

1. Turn the device off.
2. Use dry, soft cotton cloth to clean the emitter and the body.
3. If there is any contamination on the surface of the product, wipe it off with a wet towel first and then with a dry cotton towel.

## Warnings

Do not immerse the device into water!  
Do not clean the device under running water!  
Do not use harsh solvents or chemicals to clean!

## Tips!

- The effect can be maximized when you are wearing MyionZ Pro around your neck so that MyionZ Pro points toward your face.
- You may also use MyionZ Pro by placing it on your desk or in your car. It is designed for use even without a necklace. Effective area is up to 50 cm radius from the emitter (carbon brush).
- Do not allow the negative ion emitter to touch any solid surface when the power is on. This can reduce the life of the negative ion brush.

## Specification

Product name	MyionZ Pro	Product description	Portable Personal Air Purifier
Product item code	ION-03	Distributed by	Home Art and Sales Services AG, Sihllegasse 23, 8832 Switzerland
Country of origin	Korea	Effective area	50 cm radius from the emitter
Rated negative ion generation	> 20 million/cm <sup>3</sup>	Ozone (O <sub>3</sub> ) generation	0.001 ppm
Rated voltage	DC 5 V / 1 A	Battery	Li-Ion battery 3.7 V / 450 mA
Usage time	36 hours	Charging time	3 hours
Size	34(W)x70(H)x16.5(D)mm	Weight	38 g